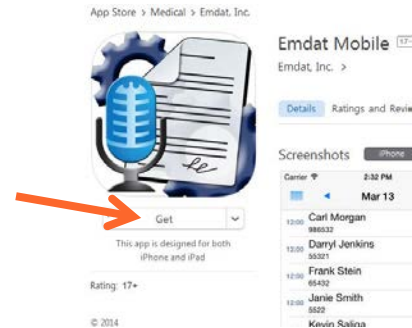


## Emdat Mobile App

iPhone Users

Search for **Emdat mobile** in the App Store

Install the app



Launch the app



Enter **Login**, **Password** and **Client**. Click on **Save Login** and **Save Password**

– The Emdat application will remember your login credentials



# Emdat Mobile App

For iPhone Users

**PATIENTS View**

Scroll to next or previous day

Opens the appointment calendar

Click to create a new appointment dictation

- ✓ Dictation sent
- 🎤 Dictation not yet sent
- 🎤 Dictation sent from another device

Click to change password or change default **Document Type** and **Location**

**DICTATION View**

Tap to upload dictation

Change **Document Type** or **Location**

Tap to start recording dictation

Mark dictation as **STAT**

# Emdat Mobile App

For iPhone Users

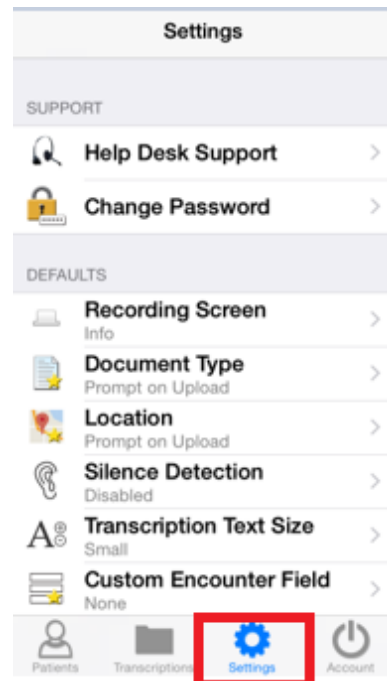
## TRANSCRIPTIONS View

Pending and completed files available



## SETTINGS View

Change **Document Type** and **Location** defaults



## Emdat Mobile App

For Android Users

Search for **Emdat Mobile** in the Play Store



**Install** the App



Emdat Mobile

Emdat Medical  
3+

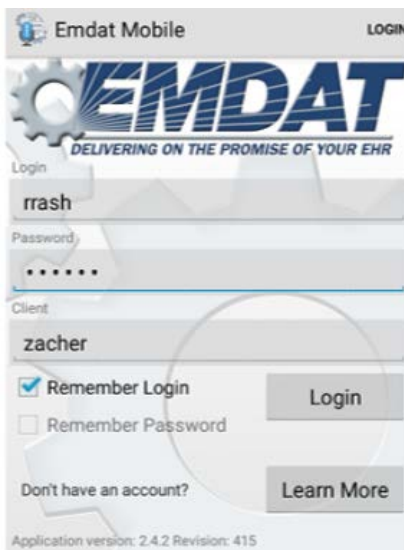


Launch the App



Enter **Login**, **Password** and **Client**. Click on **Save Login** and **Save Password**

– The Emdat application will remember your login credentials



Emdat Mobile LOGIN

**EMDAT**  
DELIVERING ON THE PROMISE OF YOUR EHR

Login  
rrash

Password  
.....

Client  
zacher

Remember Login  
 Remember Password

Login

Don't have an account? Learn More

Application version: 2.4.2 Revision: 415

# Emdat Mobile App

## For Android Users

**PATIENTS View**

**Lists patients with appointments for the selected date**

Appointments displayed are for this date

Tap an appointment to create a dictation from it

Dictation sent  
 Dictation not yet sent  
 Dictation sent from another device

Sort appointments

Goes to **earliest started dictation** date (the date with a started dictation which has not uploaded)

Refresh appointment listing

Create a new appointment

**INFO View**

Dictate from this view

Tap to upload a dictation. Emdat mobile cannot make changes to an uploaded dictation.

Tap to save a dictation. A saved dictation can be reopened and changed.

Change **Document Type** or **Location**

Tap to add a patient ID if you have created a dictation which is not linked to an appointment

Tap to start recording dictation

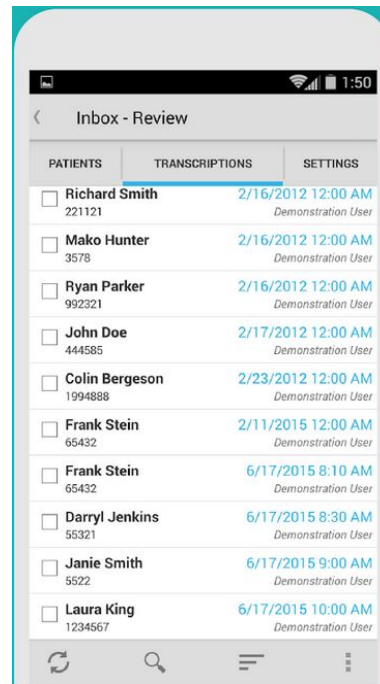
Mark dictation as **STAT**

## Emdat Mobile App

For Android Users

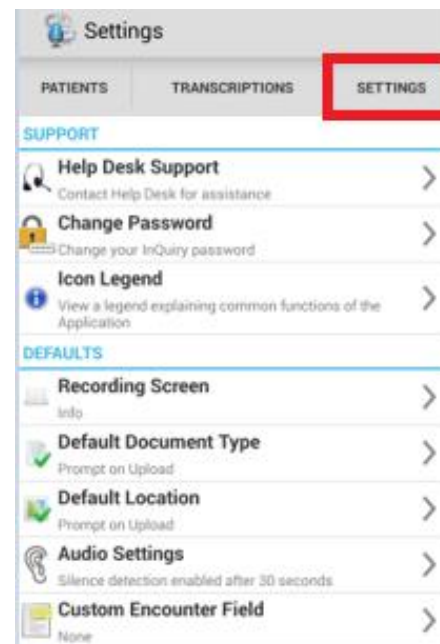
### TRANSCRIPTIONS View

Pending and completed files available



### SETTINGS View

Change **Document Type** and **Location defaults**



# Emdat Mobile App

## Linking Accounts

Emdat Mobile can access multiple OzeScribe accounts at once via the app! This saves you having to remember multiple login details!

**iPhone**

Tap to add an account

Blue tick denotes current logged in account

Tap an account to change logins

Slide to delete an account

**Android**

Tap to add an account

Blue circle denotes current logged in account